

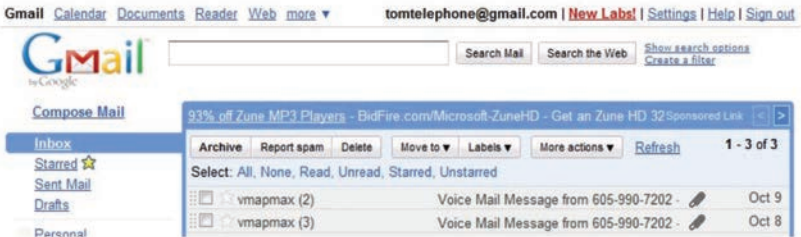
VOICEMAIL TO E-MAIL

How it works

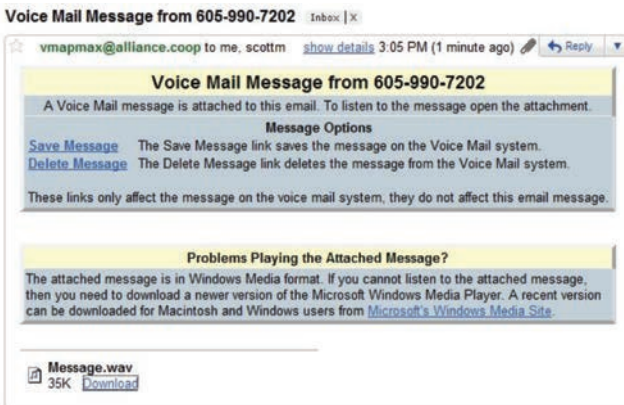
As a subscriber to Alliance Communications' voice mail service, you can have all of the voice messages that are left on your telephone e-mailed to you. The messages will still be accessible from your telephone, but you can also listen to them anytime you log into your e-mail. The best part is that all you have to do is open your e-mail! You can also choose to have your messages sent to multiple e-mail addresses. To set up voice mail to e-mail, call our office or log into the Web Portal at customerportal.alliancecom.net/portal.

Message Notification

If someone has left you a message on your telephone, the subject line will indicate you have a "Voice Message from.....". The paper clip indicates the voice message attachment.

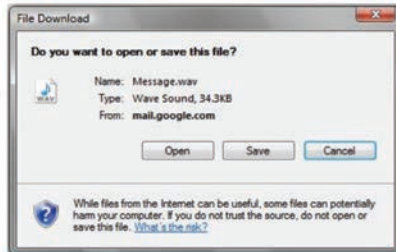


The instructions in the e-mail tell you how to save and delete the voice message from the system. By clicking on *Delete Message*, you will be able to conveniently delete your messages without using your telephone.



LISTENING TO YOUR MESSAGES

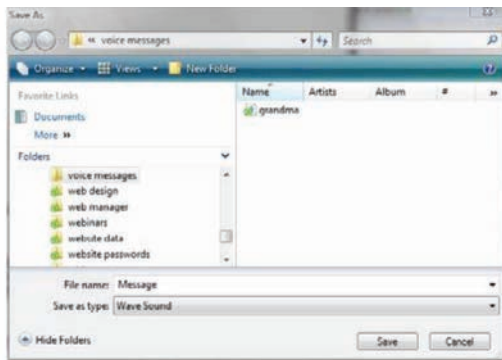
Depending on your e-mail provider, clicking on a download link or musical note will open a dialog box that will give you two options, *open* and *save*.



Clicking *Open* will play the voice message using your media player. Depending on the length of the voice message, it may take your media player a few seconds to open and play the message. If the message does not play, you may have an outdated version of media player. Follow the instructions contained in the e-mail message if this occurs.



Clicking on *Save* will open a box allowing you to save important messages to a file on your computer.



RECORD MESSAGES WITHOUT A MICROPHONE

You can also use your voice mail service from Alliance Communications as a recording device without the need for a microphone or sound recording software on your computer.

It's very easy:

- Call your number that has the voice messaging service from a different phone number.
- When prompted by the service, record the message that you want to save.
- You can then open the message from your e-mail and save it to your computer.



Use it to:

- Send reminders
- Record greetings
- Send personalized audio messages to friends and family



Dial 611 from any phone with Alliance service or call 605-594-3411.

www.alliancecom.net