

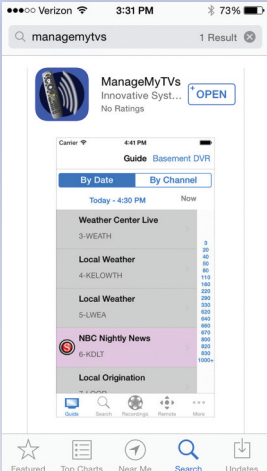
Set your recordings remotely with new ManageMyTVs app

Alliance Digital Cable TV customers now can use the new ManageMyTVs app to control their TV service from anywhere.

INSTRUCTIONS

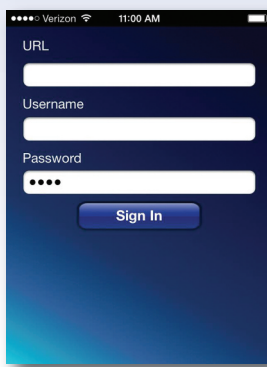
STEP 1:

Download the FREE ManageMyTVs app from the Apple App store or Google Play store.

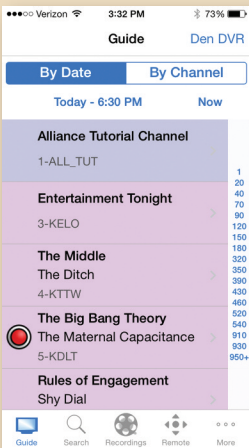


STEP 2:

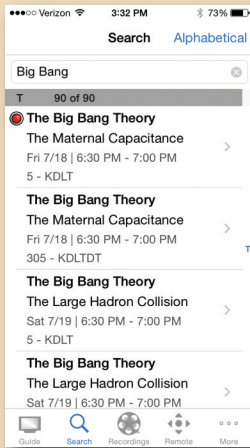
Call Alliance for your sign-in information. Dial 611 from any phone with Alliance service or call 605-594-3411.



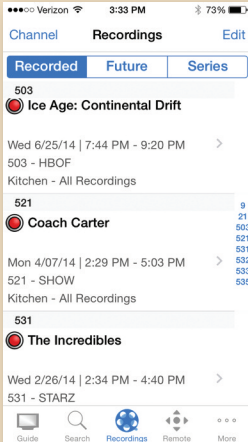
APP FEATURES



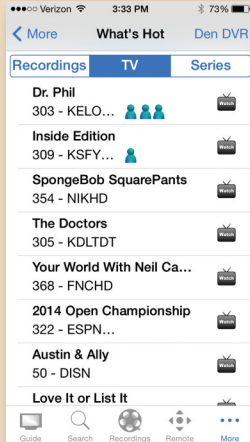
Access the programming guide to see what's on. If you see something you like, you can schedule your DVR to record it.



Looking for a particular program? Enter a phrase or keyword, and set recordings from the results.



Find out what you've already recorded and what you've scheduled to record.



Check out what other Alliance Cable TV customers are watching. The What's Hot feature pulls a list of the most popular shows.



Turn your smartphone or tablet into a remote control. Nearly everything you do on your remote you can do on your device. Unlike your remote, you don't need to be near your TV to change channels, turn off the TV, etc., when using the app's remote feature.